

APRIL
2020



PRELUX

20

20

PRODUCT
CATALOGUE



Quick & Easy Online Ordering

New and Improved Wholesaler Portal

Sign up today at:

order.ecilighting.ie | order.ecilighting.co.uk



View product specifications and download data sheets at:

www.ecilighting.ie | www.preluxled.co.uk

DON'T MISS OUR
NEW PRODUCT RANGES



06

LEDLINE LINKABLE
LED PENDANT





12

COMET FIRE-RATED
LED DOWNLIGHT





18

VERONA MODULAR
LED DOWNLIGHT





21

ROMA II PROFESSIONAL
CCT LED DOWNLIGHT





26

COSMO 30W
LED 3 CIRCUIT TRACK SPOT





27

SOFIA 30W
LED SINGLE CIRCUIT TRACK SPOT





30

PROWLER STANDARD/PIR
LED FLOODLIGHTS





32

STADIUM
LED FLOODLIGHT








33

SATURN MAGIC
LED HIGHBAY RANGE











LINEAR HIGH BAY
EMERGENCY/MW KITS AVAILABLE

35











VALO LED
STREET LIGHT

37










LIBERTY POLE TOP
STREET LIGHT

38











MICROWAVE KIT
FULLY ADJUSTABLE

39











EMERGENCY KIT
UNIVERSAL MAINTAINED

40











VAPOUR IP65
LED BATTEN

48










ARROW LINKABLE LED
UNDER-CABINET STRIPLIGHT

49










DIMMABLE DRIVERS
ELSA LED PANELS

51








ECO 600x600
CCT LED PANEL

52





About ECI Lighting



ECI Lighting was originally established as the Electrical Company of Ireland by the Hanratty family in 1960. In 1968 ECI opened a state of the art three storey dedicated lighting showroom in Marlborough Street in the heart of Dublin city centre and rapidly became renowned for their knowledge and expertise in the lighting industry.

By the late 1980s the company had become a major distributor of lighting products to the wholesale industry, with sole distributorship of major brands such as Sylvania, Fumagalli, Megaman and Venture in Ireland. Having acquired vast knowledge and expertise of the industry over the years, ECI created the Prelux brand in 2014 to meet the growing demand from wholesalers for affordable yet high quality LED fittings.

Today ECI Lighting operates from premises in Dublin, Belfast and Cork while also supplying the Prelux LED brand to a rapidly growing network of wholesale groups in the UK.

Company Milestones

1960 →

The Electrical Company of Ireland, later to become known as ECI Lighting, is established by the Hanratty family in Dublin. The company supplies electrical cables, trunking, sockets and switches to the construction industry.

1968 →

ECI opens a state of the art three storey dedicated lighting showroom in Marlborough Street in the historic heart of Dublin city centre. The company rapidly becomes synonymous with high quality lighting products in Ireland.

1987 →

ECI Lighting becomes sole distributor of Concord Linolite in Ireland, and begins to distribute Sylvania products to the wholesale industry. The company soon adds Fumagalli, Megaman and Venture to their growing wholesale product range.

2006 →

ECI Lighting opens a second regional office in Cork city to better serve our customers in the Munster region. The following year a third premises is established in Belfast city to facilitate our growing Northern Ireland customer base.

2014 →

With over 50 years experience and expertise in the industry, ECI Lighting establishes the Prelux LED brand in order to meet the growing demand for energy saving LED lighting products.

2016 →

Following the success of the Prelux LED brand in the Irish wholesale market, and now with over 150 energy efficient models to choose from, ECI Lighting expands into the larger UK market.

2018 →

ECI Lighting launches a secure online ordering portal for our wholesale customers in Ireland. A second portal is launched the following year for our Northern Ireland customers.

2020

ECI Lighting celebrates 60 years of knowledge and experience in the lighting industry by continuing to serve our much valued customers with the best in LED lighting products.



A Message from Declan Hanratty, Chairman, ECI Lighting & Prelux LED

Considering the fact that this year is the 60th anniversary of ECI Lighting, I am particularly proud to welcome you to this edition of the Prelux catalogue. To mark our anniversary we've added some exciting new products to the Prelux range.

The Valo is a notable new addition to our street lighting range which produces an exceptional 140Lm/W and comes in three wattages. The new Verona adjustable downlight now comes in a highly versatile modular form which can create multiple lighting combinations with the use of connection clips.

Our superb Roma II professional range has expanded with the addition of a premium quality colour selectable range. Our fire-rated downlight range now includes the new Comet CCT IP65 which is fire-rated up to 90 minutes and is suitable for both domestic and commercial use.

The new Vapour IP65 batten is a robust fitting which is ideal for damp conditions such as underground car parks and also comes in a 5ft emergency model, while our Elsa panel range is now complemented with a more competitive Eco panel range.

We have also made some big improvements to our secure online wholesaler ordering portal, which makes it even quicker and easier for you to place your order with us.

Finally, I would like to take this opportunity to thank you again for your continuing support of the Prelux brand while we look forward to supplying you with the best in LED lighting for the next 60 years!

Declan Hanratty
Chairman

CONTENTS

	PAGE 01 COBRA WALLPACK		PAGE 16 MILANO DOWNLIGHT
	PAGE 02 VENUS SURFACE/EMERGENCY		PAGE 17 TORINO DOWNLIGHT
	PAGE 03 OSLO SLIM BULKHEAD		PAGE 18 NEW! VERONA DOWNLIGHT
	PAGE 04 OTHELLO DIM/EM		PAGE 19 PLUTO
	PAGE 05-06 NEW! LEDLINE PENDANT		PAGE 20 DOME DOWNLIGHT
	PAGE 07 MAYE-R PENDANT		PAGE 21 NEW! ROMA CCT PROFESSIONAL
	PAGE 08 NEW MOON PENDANT		PAGE 22 ROMA DOWNLIGHT
	PAGE 09 LEO PENDANT		PAGE 23 TASK ADJUSTABLE LINEAR
	PAGE 10 AGLAIA LINKABLE		PAGE 24 ALINA LINEAR TRACK
	PAGE 11 FLAME DOWNLIGHT		PAGE 25 UNIPRO TRACK
	PAGE 12 NEW! COMET DOWNLIGHT		PAGE 26 NEW! COSMO SPOTLIGHT
	PAGE 13 PISA/LENA		PAGE 27 SOFIA SPOTLIGHT
	PAGE 14 MONZA CCT		PAGE 28 NOVA SPOTLIGHT
	PAGE 15 BARI DOWNLIGHT		PAGE 29 NICO DIM SPOTLIGHT

	PAGE 30 NEW! PROWLER FLOODLIGHT		PAGE 44 EVENT BULKHEAD
	PAGE 31 EMPIRE PRO FLOODLIGHT		PAGE 45 LINEOUT BATTEN
	PAGE 32 NEW! STADIUM FLOODLIGHT		PAGE 46 CAMPUS BATTEN
	PAGE 33 NEW! SATURN XL/MAGIC HIGHBAY		PAGE 47 SABRE II BATTEN
	PAGE 34 FOOD-SAFE SATURN PURE HIGHBAY		PAGE 48 NEW! VAPOUR IP65 BATTEN
	PAGE 35 NEW! LINEAR HIGHBAY		PAGE 49 NEW! ARROW STRIPLIGHT
	PAGE 36 PARK SURFACE		PAGE 50 STELLA LED PANEL
	PAGE 37 NEW! VALO STREET LIGHT		PAGE 51 ELSA LED PANEL
	PAGE 38 NEW! LIBERTY POST TOP		PAGE 52 NEW! ECO66 LED PANEL
	PAGE 39 NEW! MICROWAVE KIT		PAGE 53 HOLLY OUTDOOR
	PAGE 40 NEW! EMERGENCY KIT		PAGE 54 BEAM UP/DOWN
	PAGE 41 EVENT STANDALONE		PAGE 55 MORSE PIR
	PAGE 42 EVENT TWINSPOT		PAGE 56 LED STRIPS/ACCESSORIES
	PAGE 43 EVENT EXIT BOX		



IP65 Standard or Photocell Models Available



Model	Colour Temp	Lumen (±5%)	Beam Angle	Lifespan	Dimensions	Product Code
30W Standard	4000K	2200lm	120°	>30000h	310.5*265*122mm	PXWALL
30W Photocell	4000K	2200lm	120°	>30000h	310.5*265*122mm	PXWALLPC

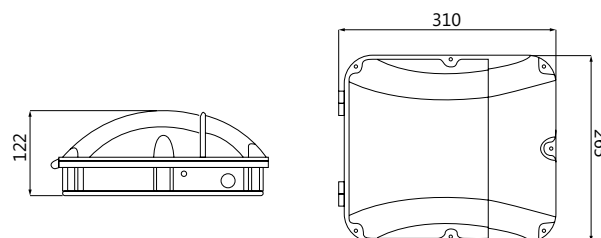
Product Features

- Available in Standard or Photocell Models
- 30W 4000K 2,200Lm Output
- IP65 Protection Rating Ideal for Outdoors
- Tough Die Cast Aluminium & Polycarbonate Body
- 60pcs SMD LED
- Slim and Compact Modern Design
- Flexible & Robust for Commercial/Domestic Applications
- CE & UL / ETL & SAA Approved

Photocell Specifications



Switches on when <30Lux
Switches off when >70Lux



Emergency Versions Available

Model	Colour Temp	Lumen (±5%)	Beam Angle	Lifespan	Dimensions	Product Code
Standard Black 18W	4200K	1300lm	120°	>35000h	Ø360*64mm	PXVEN01B
Standard Grey 18W	4200K	1300lm	120°	>35000h	Ø360*64mm	PXVEN01G
Eyelid Black 18W	4200K	800lm	120°	>35000h	Ø360*68mm	PXVEN02B
Eyelid Grey 18W	4200K	800lm	120°	>35000h	Ø360*68mm	PXVEN02G
Standard Black 18W Emergency	4200K	1300lm	120°	>35000h	Ø360*64mm	PXVEN01BE
Standard Grey 18W Emergency	4200K	1300lm	120°	>35000h	Ø360*64mm	PXVEN01GE
Eyelid Black 18W Emergency	4200K	800lm	120°	>35000h	Ø360*68mm	PXVEN02BE
Eyelid Grey 18W Emergency	4200K	800lm	120°	>35000h	Ø360*68mm	PXVEN02GE



Emergency Specifications:

- Lithium-Ion Battery Pack
- 3h @ 2-3W Power in Emergency Mode
- 4 Model Options



Emergency & Microwave Versions Available



Model	Colour Temp	Lumen (±5%)	Power	Beam Angle	Lifespan	Dimensions	Product Code
Standard Oslo	3000K/4000K/6000K	Up to 1250lm	14W	120°	>35000h	318*82mm	PXOSSSTD
Microwave Oslo	3000K/4000K/6000K	Up to 1250lm	14W	120°	>35000h	318*82mm	PXOSSMW
Standard Emergency	3000K/4000K/6000K	Up to 1250lm	14W	120°	>35000h	318*82mm	PXOSSEM
Microwave Emergency	3000K/4000K/6000K	Up to 1250lm	14W	120°	>35000h	318*82mm	PXOSSMWEM



Features Include:

- IP54 Protection Rating
- CCT Selectable
- Polycarbonate housing and opal diffuser provides even light output
- Available in 5 different versions including Emergency and Microwave versions
- Excellent option for lighting corridors, stairs, and toilets



Dimmable as Standard

Model	Colour Temp	Lumen (±5%)	Beam Angle	Lifespan	Dimensions	Product Code
12W Dimmable CCT	3000K/4000K/5700K	1150lm/1300lm/1250lm	120°	>40000h	Ø250*48mm	PXOTH12CCTD
18W Dimmable CCT	3000K/4000K/5700K	1710lm/1890lm/1855lm	120°	>40000h	Ø300*40mm	PXOTH18CCTD
30W Dimmable CCT	3000K/4000K/5700K	2800lm/3480lm/3000lm	120°	>40000h	Ø400*52mm	PXOTH30CCTD
18W 3K Dim Emergency	3000K	1530lm	120°	>40000h	Ø300*48mm	PXOTH183DE
18W 4K Dim Emergency	4000K	1600lm	120°	>40000h	Ø300*48mm	PXOTH184DE



IP54
Protection
Rating

Super
Slim
Design
from only
40mm






Ledline Linkable LED

NEW! LED OFFICE LIGHTING RANGE



Linkable Surface or Suspended



Accessories
(to be ordered separately)

Ledline Suspension Kit Available
Product Code: **PXPROSUS**

Accessories (to be ordered separately)

Linkable Design

Colour Temperature Selectable Switch

Dimensions	1204*60*70mm
Input Voltage	AC200~240V
Input Power	40W
Power Factor	≥0.9
Beam Angle	100°
Housing Color	White RAL
Luminous Flux	4400~4800lm
Color Rendering Index	>80
Life Time	50,000H
Fixture Material	PC/Aluminium
Colour Temp	3000K / 4000K / 5700K
LED	SMD
Protection Level	IP20
Storage Temperature	-40°C~+65°C
Working Temperature	-20°C~+45°C
Dimmable	No
Luminous Efficacy	110~120lm/W
Installation	Surface Mounted/Suspended Pendant
Warranty	3 Years
Product Code	PXPRO40WCCT

NEW! LED OFFICE LIGHTING RANGE

NEW! LED OFFICE LIGHTING RANGE

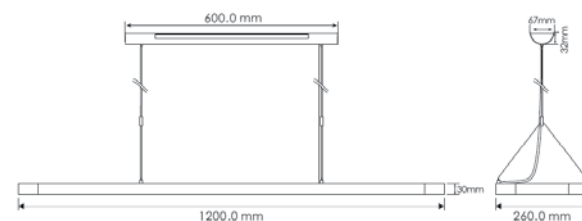
Stunning
Curved
Aluminium
Design



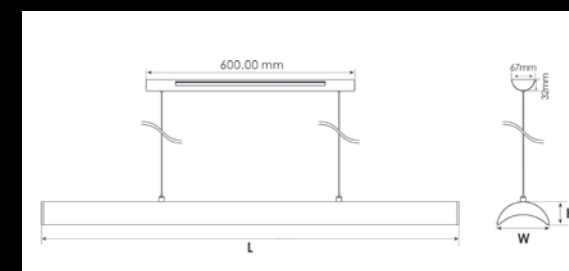
↑ 20W 1700lm Up ↓ 40W 3400lm Down



Dimensions	1200*260*30mm
Input Voltage	AC100~240V/AC220~240V
Input Power	↑ 20W Up ↓ 40W Down
Power Factor	≥0.9
Housing Color	Silver/White
Luminous Flux	↑ 1700lm Up ↓ 3400lm Down
Color Rendering Index	>80
Life Time	50,000H
Fixture Material	6063AL
Colour Temp	4000K
LEDs	240pcs
Protection Level	IP 20
Storage Temperature	-40°C~+80°C
Working Temperature	-20°C~+45°C
UGR	<18
Dimmable	0-10V
Luminous Efficacy	90lm/W
Warranty	5 Years
Product Code	PXMAYER



↑ 15W 1275lm Up ↓ 35W 2975lm Down



Dimensions	1200*150*66mm
Input Voltage	AC100~240V/AC220~240V
Input Power	↑ 15W Up ↓ 35W Down
Power Factor	≥0.9
Housing Color	Silver/White
Luminous Flux	↑ 1275lm Up ↓ 2975lm Down
Color Rendering Index	>80
Life Time	50,000H
Fixture Material	6063AL
Colour Temp	4000K
LEDs	↑ 120pcs Up ↓ 240pcs Down
Protection Level	IP 20
Storage Temperature	-40°C~+80°C
Working Temperature	-20°C~+45°C
Dimmable	0-10V
Luminous Efficacy	85lm/W
Warranty	5 Years
Product Code	PXNEWM



NEW! LED OFFICE LIGHTING RANGE




Highly
Efficient
130
Lumens
Per Watt

Linkable Suspended Pendant





Model	Single	Double
Dimensions	1175*38*66mm	1190*160*30mm
Input Voltage	AC100~270V	AC100~270V
Input Power	25W Up/25W Down	30W Up/30W Down
Power Factor	≥0.9	≥0.9
Housing Color	Silver/White	Silver/White
Luminous Flux	3250lm Up/3250lm Down	3900lm Up/3900lm Down
Color Rendering Index	>80	>80
Life Time	50,000H	50,000H
Fixture Material	6063AL	6063AL
Colour Temp	4000K	4000K
LEDs	88pcs	176pcs
Protection Level	IP 20	IP 20
Working Temperature	-20°C~+45°C	-20°C~+45°C
UGR	<6	<6
Dimmable	DALI Dimmable	DALI Dimmable
Luminous Efficacy	130lm/W	130lm/W
Warranty	5 Years	5 Years
Product Code	PXLEO50	PXLEO60




NEW! LED OFFICE LIGHTING RANGE



Linkable Surface or Suspended



Accessories (to be ordered separately)



Dimensions	1200*160*68.5mm
Input Voltage	AC100~240V/AC220~240V
Input Power	40W
Power Factor	≥0.9
Beam Angle	120°
Housing Color	Silver/White
Luminous Flux	4400lm
Color Rendering Index	>80
Life Time	50,000H
Fixture Material	6063AL
Colour Temp	4000K
LEDs	240pcs
Protection Level	IP 20
Storage Temperature	-40°C~+80°C
Working Temperature	-20°C~+45°C
UGR	<19
Dimmable	0-10V
Luminous Efficacy	110lm/W
Warranty	5 Years
Product Code	PXAGLAIA



GU10 Fire Rated Downlights



Model	Trim Material	Body Material	Dimensions	Cut Out	Product Code
IP44 Fixed White	Aluminium	Steel	Ø86 x 110mm	Ø72mm	PXFLAME01W
IP44 Fixed Chrome	Aluminium	Steel	Ø86 x 110mm	Ø72mm	PXFLAME01C
IP44 Tilttable White	Aluminium	Steel	Ø99 x 110mm	Ø88mm	PXFLAME02W
IP44 Tilttable Chrome	Aluminium	Steel	Ø99 x 110mm	Ø88mm	PXFLAME02C
IP65 Fixed White	Aluminium & Glass	Steel	Ø85 x 124mm	Ø72mm	PXFLAME03W
IP65 Fixed Chrome	Aluminium & Glass	Steel	Ø85 x 124mm	Ø72mm	PXFLAME03C



3000K
Warm White

4000K
Cool White

5000K
Daylight



Product Features

- LED or Halogen GU10 compatible
- Fiber based insulation
- Coverable
- Fire Rated 30, 60 & 90 minutes

Select your own colour temperature with your choice of lamp




8.5W Fire Rated Up to 90Min

Model	Colour Temp	Lumens	Beam Angle	Dim	Tilt	IP Rating	Dimensions	Cut Out	Warranty	Product Code
5W	3000K	400lm	38°	No	Yes	IP44	Ø87x47mm	Ø70mm	2 Years	PXCOM5W3K
7W	3000K	520lm	100°	Yes	No	IP65	Ø87x47mm	Ø70mm	2 Years	PXCOM7W3K



Model	Colour Temp	Lumens	Beam Angle	Dim	Tilt	IP Rating	Dimensions	Cut Out	Warranty	Product Code
8.5W Fire Rated	2700K 3200K 4000K	600Lm 680Lm 650Lm	60°	Yes	No	IP65	Ø88x65mm	Ø70mm	5 Years	PXCOMFRCCT



5W & 7W Bezel Finishes (to be ordered separately)

Black	PXCOMBZ1
Brushed Aluminium	PXCOMBZ2
Chrome	PXCOMBZ3

8.5W Bezel Finishes (to be ordered separately)

Black	PXCOMBZ4
Brushed Aluminium	PXCOMBZ5
Chrome	PXCOMBZ6



5W Model Tilttable



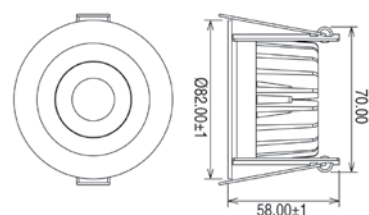


Dimmable 10W LED Downlights

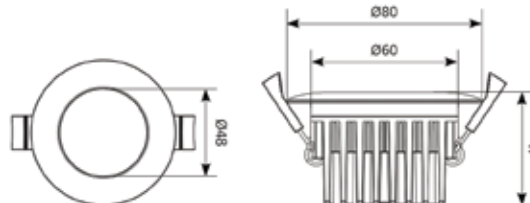


Model	Colour Temp	Lumens	IP Rating	Dimensions	Cut Out	Product Code
Pisa 10W 3000K	3000K	850Lm	IP40	Ø82 x 58mm	Ø70-75mm	PXPA3
Pisa 10W 4000K	4000K	860Lm	IP40	Ø82 x 58mm	Ø70-75mm	PXPA4
Lena 10W White	3000K	670Lm	IP44	Ø80 x 47mm	Ø65mm	PXLENA10W
Lena 10W Silver	3000K	670Lm	IP44	Ø80 x 47mm	Ø65mm	PXLENA10WS

Pisa Dimensions



Lena Dimensions

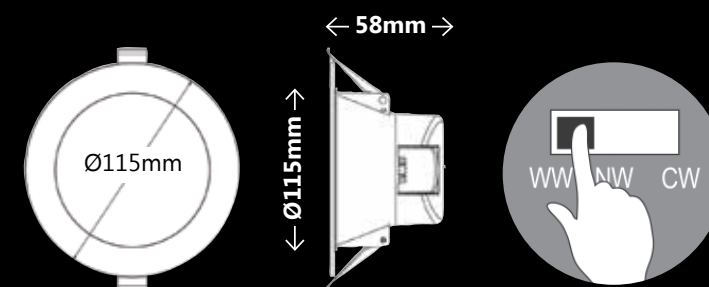


Colour Temperature Selectable

Model	Colour Temp	Lumens	Beam Angle	Dim	IP Rating	Dimensions	Cut Out	Product Code
10W White	3000K/4000K/5700K	800/940/870Lm	90°	Yes	IP54	Ø115*58mm	Ø90-100mm	PXMZ10WC
10W Black	3000K/4000K/5700K	800/940/870Lm	90°	Yes	IP54	Ø115*58mm	Ø90-100mm	PXMZ10BC



The MONZA CCT adopts high lumen SMD LEDs and a PMMA diffuser with even light output.
Dimming capability makes this an extremely popular fixture for a broad range of applications.



Bari LED Downlights

Milano LED Downlights

New!

1
LED DOWNLIGHT

8
FINISH OPTIONS

MAGNETIC BEZELS
FOR EASY
INSTALLATION



Interchangeable Magnetic Bezels / Reflectors

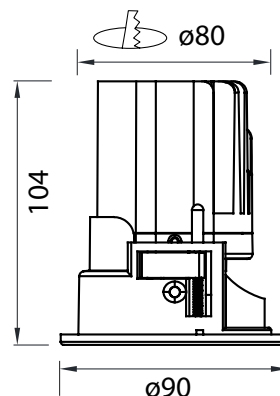


1
LED DOWNLIGHT

Model	Power	Colour Temp	Lumens	Lifespan	Beam Angle	CRI	Product Code
LED Recessed Adjustable Downlight	10W	2700K	550lm	30,000h	15°	95	PXBAR10

8
FINISH OPTIONS

Bezel / Reflector Style	Product Code	Bezel / Reflector Style	Product Code
Round Black Bezel Chrome Reflector	PXRA2	Square Black Bezel Black Reflector	PXSB2
Square White Bezel Chrome Reflector	PXSA1	Round Black Bezel Champagne Reflector	PXRC2
Square Black Bezel Chrome Reflector	PXSA2	Round White Oval Bezel Black Reflector	PXRD1
Round Black Bezel Black Reflector	PXRb2	Round Black Oval Bezel Black Reflector	PXRD2



Triac Dimmable Versions Available



MILANO 10W

Colour Temperature 3000K
10W Lumen 685lm
10W Dimmable Lumen 610lm

Diameter 82mm
Depth 57mm
Cut Out 68mm

TILTS 25°

10W CODE PXMIL10W
10W Dim CODE PXMIL10WD



MILANO 15W

Colour Temperature 3000K
15W Lumen 1100lm
15W Dimmable Lumen 1000lm

Diameter 105mm
Depth 64mm
Cut Out 86mm

TILTS 25°

15W CODE PXMIL15W
15W Dim CODE PXMIL15WD



MILANO 10W


Colour Temperature 3000K
10W Lumen 700lm
10W Dimmable Lumen 650lm

Diameter 95mm
Depth 55mm
Cut Out 82mm

IP54 Version

10W CODE PXMILIP54
10W Dim CODE PXMILIP54D

Torino LED Downlights



Model	Colour Temp	Lumen (±5%)	Beam Angle	Lifespan	Dimensions	Cut Out	Product Code
10W 3000K	3000K	750lm	60°	>40000h	110*110*63mm	90x90mm	PXTOR10W3K
10W 4000K	4000K	780lm	60°	>40000h	110*110*63mm	90x90mm	PXTOR10W4K
20W 3000K	3000K	1500lm	60°	>40000h	200*110*63mm	180x90mm	PXTOR20W3K
20W 4000K	4000K	1560lm	60°	>40000h	200*110*63mm	180x90mm	PXTOR20W4K



High Power COB LED chip.

The anti-glare lens with COB LED provides excellent lighting effect without glare and shadow. Single head and double head provided for wide choice. Adjustable lighting direction offers various lighting orientations.

Verona LED Downlights



New Modular Design Adjustable LED

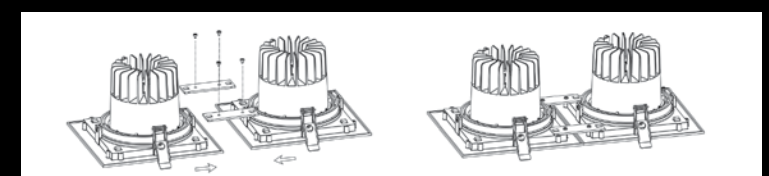
Model	Colour Temp	Lumen (±5%)	Beam Angle	Lifespan	Dimensions	Cut Out	Product Code
35W 3000K	3000K	3600lm	36°	>50000h	175*175*110mm	160x160mm	PXVER35W3K
35W 4000K	4000K	3800lm	36°	>50000h	175*175*110mm	160x160mm	PXVER35W4K



Modular Design for Multiple Combinations

The new modular design of the Verona can create multiple combinations with the use of connection plates. (to be ordered separately)

Verona is adjustable 30° in any direction making it ideal for retail stores and office spaces.

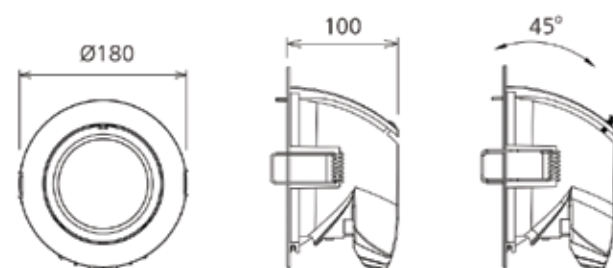




Adjustable LED Downlights



Model	Colour Temp	Lumen (±5%)	Beam Angle	Lifespan	Dimensions	Cut Out	Product Code
Pluto 35W 3K	3000K	2500lm	60°	>40000h	ø180x100mm	ø160mm	PXPLU35W3K
Pluto 35W 4K	4000K	2595lm	60°	>40000h	ø180x100mm	ø160mm	PXPLU35W



Product Features

- The Pluto adjustable LED downlight comes with CREE COB LEDs for excellent colour rendition.
- The die-cast AL6063 aluminium heat sink provides excellent thermal dissipation.
- The fitting is tiltable 45° making it an ideal option for retail stores and commercial premises.



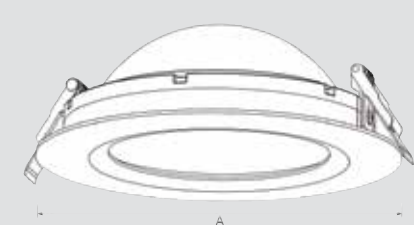
Pluto comes with CREE COB LEDs for excellent colour rendition.



Uniform Indirect Light Design

Model	Colour Temp	Lumen (±5%)	Beam Angle	Lifespan	Dimensions	Cut Out	Product Code
10W 3000K	3000K	600lm	120°	>50000h	ø185*67mm	ø160-170mm	PXDOME103D
10W 4000K	4000K	650lm	120°	>50000h	ø185*67mm	ø160-170mm	PXDOME104D
20W 3000K	3000K	1300lm	120°	>50000h	ø228*88.4mm	ø200-210mm	PXDOME203D
20W 4000K	4000K	1400lm	120°	>50000h	ø228*88.4mm	ø200-210mm	PXDOME204D

Dome Dimensions		
Model	Fitting Dimensions	
	A	B
10W	185mm	67mm
20W	228mm	88.4mm



Product Features

Dome Indirect Illumination LED Downlight

- Uniform Illumination
- SMD LED Chip
- CRI 80
- 120° Beam Angle
- Triac Dimmable 8-100%
- Isolated Driver Solution
- No UV/IR Light
- Available in 10W/20W 3000K/4000K

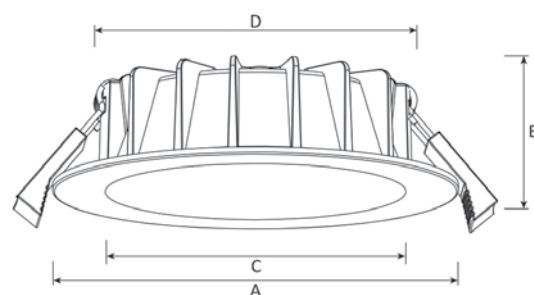




Colour Temperature Selectable Premium Range



Model	Colour Temp	Lumen (±5%)	Beam Angle	Lifespan	Dimensions	Cutout	Product Code
18W	3000K/4000K/5700K	1670-1980lm	90°	>50000h	Ø145*30mm	Ø120-130mm	PXR18WCCTP
25W	3000K/4000K/5700K	2180-2630lm	90°	>50000h	Ø225*34mm	Ø200-210mm	PXR25WCCTP



Features & Applications

Roma II Professional is an LED downlight with super slim design, adopting high lumen SMD LED and PC diffuser for a uniform light. The ADC12 Aluminum profile provides excellent thermal dissipation to extend the life of the LEDs.

- Super slim design.
- IP54 protection rating.
- 50,000 hour lifetime.
- Selectable colour temperature.
- 90° beam angle.
- External driver.

	A	B	C	D	Cutout (mm)
18W	145	30	106	115	Ø120-130
25W	225	34	173	185	Ø200-210



Roma SMD LED in 5W/12W/18W/24W



ROMA 5W/12W

5W SMD 4000K Version

Lumen Output 400lm
Diameter: 105mm Depth: 42mm
Cut Out: 75-90mm

5W CODE PXR5W4K

12W SMD 4000K Version

Lumen Output 960lm
Diameter: 140mm Depth: 50mm
Cut Out: 105-120mm

12W CODE PXR12W4K



ROMA 18W

18W SMD 4000K Version

Lumen Output 1450lm
Diameter: 180mm Depth: 50mm
Cut Out: 145-155mm

18W CODE PXR18W4K



ROMA 24W

24W SMD 4000K Version

Lumen Output 1920lm
Diameter: 230mm Depth: 50mm
Cut Out: 190-210mm

24W CODE PXR24W4K



Task LED Adjustable



70000 Hour Adjustable Retail Lighting



Model	Colour Temp	Lumen (±3%)	Power	LIGHT DIFFUSER TYPE*				Dimensions	Product Code
				DIA	FRO	CRS	DALI		
20W 3000K	3000K ± 150	2360 - 2600	20 ± 3%	+	+	+	-	310x138x145mm	PXTASK20W3K
42W 3000K	3000K ± 150	4527 - 4765	42 ± 3%	+	+	+	+	560xHx145mm	PXTASK42W3K
82W 3000K	3000K ± 150	9033 - 9962	82 ± 3%	+	+	+	+	1060xHx145mm	PXTASK82W3K
117W 3000K	3000K ± 150	13680 - 14646	117 ± 3%	+	+	+	+	1560xHx145mm	PXTASK117W3K
20W 4000K	4000K ± 150	2256 - 2442	20 ± 3%	+	+	+	-	310x138x145mm	PXTASK20W4K
42W 4000K	4000K ± 150	4956 - 5460	42 ± 3%	+	+	+	+	560xHx145mm	PXTASK42W4K
82W 4000K	4000K ± 150	9676 - 10660	82 ± 3%	+	+	+	+	1060xHx145mm	PXTASK82W4K
117W 4000K	4000K ± 150	13806 - 15210	117 ± 3%	+	+	+	+	1560xHx145mm	PXTASK117W4K

Supply Voltage.....198 - 264V; 50/60 Hz
Power Factor.....0.96 - 0.99
Efficacy.....108 - 130 Lm/W
CCT.....4000 K ± 150 K (natural white)
.....3000 K ± 150 K (warm white)
CRI.....>82
Light Source.....3 types of LED diffusers,
.....adjustable light source angle
IP Class.....IP20

Recommended Height.....from 2.5 to 6 meters
Operating Temp.....-10 °C ~ +35 °C
Storage Temp.....-5°C ~ +50 °C
Lifetime.....L90B10 70,000 h (Ta +25°C)
Mounting Options.....surface, suspended, 3-phase track
Certification.....CE and RoHS compliant
UGR Shades.....Optional
Warranty.....5 years
Optional Feature.....DALI

* DIA - Diamond light diffuser | FRO - Frosted light diffuser | CRS - Crosswise stripped light diffuser | UGR Task Diffuser Available on Request

Alina Linear Track Light

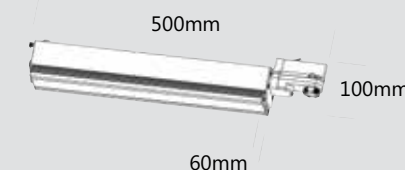


Adjustable Linear Track Mounted Luminaire


	Model	Colour Temp	Lumen (±5%)	Beam Angle	Lifespan	Dimensions	Product Code
NOBLE	40W White	3000K	3400lm	100°	>50000h	500*60*100mm	PXALN3KW
	40W White	4000K	3600lm	100°	>50000h	500*60*100mm	PXALN4KW
	40W Black	3000K	3400lm	100°	>50000h	500*60*100mm	PXALN3KB
	40W Black	4000K	3600lm	100°	>50000h	500*60*100mm	PXALN4KB
SCAN	50W White	3000K	3800lm	45°	>50000h	580*60*110mm	PXALS3KW
	50W White	4000K	4000lm	45°	>50000h	580*60*110mm	PXALS4KW
	50W Black	3000K	3800lm	45°	>50000h	580*60*110mm	PXALS3KB
	50W Black	4000K	4000lm	45°	>50000h	580*60*110mm	PXALS4KB

Alina Dimensions

40W
NOBLE



50W
SCAN



Rotates Both Directions

With the ability to rotate in both directions, the Alina adds a fresh new dimension to the Prelux track mounted range, especially when used in conjunction with an accompanying spotlight from the existing family.



Unipro 3 Circuit Tracks



Universal Lighting Tracks (3 Circuit)




Product Codes	White Version	Black Version
2m Track Unit	P1459102	P1459302
3m Track Unit	P1459103	P1459303
Jointing Unit	P1459199	P1459199
Ceiling Bracket	P1459401	P1459403
L Corner	P1459141	P1459341
Pendant Coupler	P1459431	P1459433
Power Take Off	P1459011	P1459012
Connection Unit	P1459121	P1459321
End Cap	P1459181	P1459381
Monopoint	P1459040	P1459041
Adjustable Corner	P1459151	P1459351
T Piece (A)	P1459161	P1459361
T Piece (B)	P1459162	P1459362
Wire Suspension	P1459411	

Unipro Track Features	
Frame Material	Extruded Aluminium
Insulation Profiles	Plastic
Phase & Neutral Conductors	2.5mm ² Rectangular Copper
Plastic Accessory Material	Self Extinguishing PC, Class V0
Surface Treatment	Powder Coated & Anodised
Available Colours	White (RAL9010), Black (RAL9005)
Conductors	Three phase conductors (L1, L2 & L3) neutral (N) & ground (PE).
Protection Class	IP20
Quality and Safety	Tested in accordance with the standards EN60570 and EN60598
Other	Can be cut to size on site

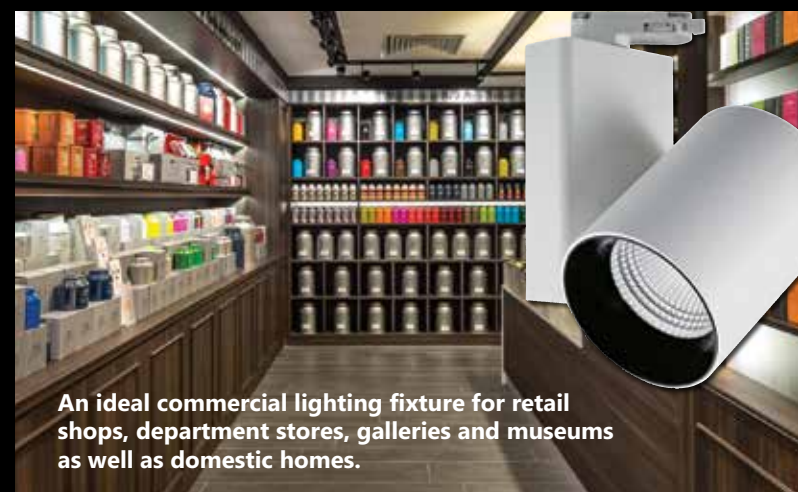
- Compatible with most common spotlight systems.
- The polarity of the L-corner and jointing unit colour can be changed on site as necessary.
- Comes in easy to cut 2 and 3 metre lengths.
- Easy to install with pre-cut holes at 50 cm intervals.
- Easy to connect with reliable and easy to use screw terminals, which are suitable for stranded or solid wires with a maximum cross section of 2.5 mm².

Cosmo LED Spotlights



30W CCT Model Now Available

	Model	Colour Temp	Lumen (±5%)	Beam Angle	Lifespan	Warranty	Materials	Product Code
NEW	30W Black CCT	2700/4000/6000K	2295/2347/2439	38°	>30000h	3 Years	Aluminium	PXCOSBCCT
NEW	30W White CCT	2700/4000/6000K	2295/2347/2439	38°	>30000h	3 Years	Aluminium	PXCOSWCCT
	50W White 3K	3000K	4200lm	36°	>50000h	5 Years	Aluminium	PXCOS50W3
	50W White 4K	4000K	4500lm	36°	>50000h	5 Years	Aluminium	PXCOS50W4



An ideal commercial lighting fixture for retail shops, department stores, galleries and museums as well as domestic homes.



- COB LEDs with excellent colour rendering
- Excellent heat dissipation
- Even light output
- Adjustable lighting orientation

New!

Three Circuit

5 Year Warranty

Sofia LED Track Spotlights

Nova LED Track Spotlights

New!



Single
Circuit

3
YEAR WARRANTY

New 30W CCT Model Now Available




Model	Colour Temp	Lumen (±5%)	Beam Angle	Dim	Lifespan	Dimensions	Product Code
10W White	3000K	700lm	45°	Yes	>40000h	102*97.5*145mm	PXSOF10W3KW
10W White	4000K	740lm	45°	Yes	>40000h	102*97.5*145mm	PXSOF10W4KW
10W Black	3000K	700lm	45°	Yes	>40000h	102*97.5*145mm	PXSOF10W3KB
10W Black	4000K	740lm	45°	Yes	>40000h	102*97.5*145mm	PXSOF10W4KB
NEW 30W Black CCT	2700/4000/6000K	2295/2347/2439Lm	38°	No	>30000h	248*142mm	PXSOF30BCCT
NEW 30W White CCT	2700/4000/6000K	2295/2347/2439Lm	38°	No	>30000h	248*142mm	PXSOF30WCCT



Sofia Single Circuit Tracks & Couplers

1m White	PXSOF1MWH
2m White	PXSOF2MWH
1m Black	PXSOF1MBK
2m Black	PXSOF2MBK
Coupler White	PXSOF2CUPW
Coupler Black	PXSOF2CUPB
T Connector Black	PXSOF2TB
T Connector White	PXSOF2TW
Adaptor Black	PXSOF2ADB
Adaptor White	PXSOF2ADW
L Connector Black	PXSOF2LB
L Connector White	PXSOF2LW



Complete
w/ Live End
& End Cap



Three
Circuit

5
YEAR WARRANTY

Beam Angle Adjustable 15-90°



Model	Colour Temp	Lumen (±5%)	Beam Angle	Lifespan	Dimensions	Product Code
15W Black	3000K	1130lm	50-90° Adjustable	>50000h	266.5*92.5*Ø75mm	PXNOVAB
15W White	3000K	1130lm	50-90° Adjustable	>50000h	266.5*92.5*Ø75mm	PXNOVAW

Superior Lighting for Museums, Art Galleries & Exhibitions

- CREE COB LEDs for excellent colour rendition.
- Provides superior accent lighting for museums, exhibitions, art galleries, retail stores and showrooms.
- Beam angle can be fixed between 15° - 90° by adjusting the focal length while the beautiful sleek design includes built-in driver.
- Track head rotates 355° horizontally and 90° vertically.
- On-board dimming.
- Produces a highly efficient >80lm/W.
- Long 50,000h lifetime.
- High CRI 90+



Nico LED Track Spotlights



Nico 35W with On-board Dimming



Model	Colour Temp	Lumen (±5%)	Power	Beam Angle	Lifespan	Dimensions	Product Code
White 15W 3K	3000K	1350lm	15W	24°	>50000h	L102*W68*H160mm	PX15WH3K
White 15W 4K	4000K	1470lm	15W	24°	>50000h	L102*W68*H160mm	PX15WH4K
Black 15W 3K	3000K	1350lm	15W	24°	>50000h	L102*W68*H160mm	PX15BL3K
Black 15W 4K	4000K	1470lm	15W	24°	>50000h	L102*W68*H160mm	PX15BL4K
White 35W 3K	3000K	3100lm	35W	36°	>40000h	L161*W105*H215mm	PX35WH3KD
White 35W 4K	4000K	3180lm	35W	36°	>40000h	L161*W105*H215mm	PX35WH4KD
Black 35W 3K	3000K	3100lm	35W	36°	>40000h	L161*W105*H215mm	PX35BL3KD
Black 35W 4K	4000K	3180lm	35W	36°	>40000h	L161*W105*H215mm	PX35BL4KD

1m Global Track

Complete with Live End & End Cap

	1m Track Unit	Live End	Coupler
White	PXUP101	PXAL40001	PXAL40003
Black	PXUP102	PXAL40002	PXAL40004



On-Board Dimming*

Ideal for Galleries & Museums

*35W Model Only



Prowler LED Floodlights



New External PIR Models Available

Standard Prowlers	Lumens	Colour	Product Code
10W IP65 Standard 2Yr	850lm	Black	PXPR10WSBY
20W IP65 Standard 2Yr	1700lm	Black	PXPR20WSBY
30W IP65 Standard 2Yr	2550lm	Black	PXPR30WSBY
50W IP65 Standard 2Yr	4250lm	Black	PXPR50WSBY
70W IP65 Standard 2Yr	5950lm	Black	PXPR70WSBY
100W IP65 Standard 2Yr	8500lm	Black	PXPR100WSBY
150W IP65 Standard 2Yr	12750lm	Black	PXPR150WSBY
200W IP65 Standard 2Yr	17000lm	Black	PXPR200WSBY

PIR Prowlers	Lumens	Colour	Product Code
10W IP44 PIR 3Yr	850lm	Black	PXPR10WPBY
20W IP44 PIR 3Yr	1700lm	Black	PXPR20WPBY
30W IP44 PIR 3Yr	2550lm	Black	PXPR30WPBY
50W IP44 PIR 3Yr	4250lm	Black	PXPR50WPBY





Highly Efficient
125
Lumens
Per Watt

5
YEAR WARRANTY

6x Optics for Multiple Applications



Model	Colour Temp	Lumen (±5%)	Beam Angle*	Lifespan	Dimensions	Product Code
50W	5000K	Up to 6250*	17° - 111°	>50000h	267*228*55mm	PXEMP50V2
100W	5000K	Up to 12500*	17° - 111°	>50000h	390*334*76mm	PXEMP100
150W	5000K	Up to 18750*	16° - 112°	>50000h	433*330*76mm	PXEMP150
200W	5000K	Up to 25000*	16° - 112°	>50000h	470*395*86mm	PXEMP200
300W	5000K	Up to 37500*	16° - 112°	>50000h	537*464*96mm	PXEMP300

- 4 Different Wattages Available up to 37500Lm
- Multiple Optics for Different Light Distribution
- Highly Efficient Up to 125Lm/W
- Polarized Design Minimizes Light Pollution & Light Loss

- Protective Wire-guard Available
- DALI Dimmable Intelligent Control
- IP66 Ingress Protection Rating
- 50,000 Hour Lifetime (Ta=30°C@L70)



Highly Efficient
Suitable for a
wide range of
applications



**IP66 Ingress
Protection Rating**

Waterproof Fitting
Ideal for Tough Outdoor Conditions



SPECIFICATION
PRODUCT

Highly Efficient
UP TO **140**
Lumens
Per Watt

5
YEAR WARRANTY

Highly Targeted Flood Designed for Sports



Model	Colour Temp	CRI	Lumen (±5%)	Beam Angle	Lifespan	Dimensions	Product Code
600W 10°	5000K	Ra70	76500lm	10°	>50000h	400*430*583mm	PXSTAD610
600W 30°	5000K	Ra70	79642lm	30°	>50000h	400*430*583mm	PXSTAD630

Driver	Voltage	Frequency	Power Factor	Surge Protection	Driver Type	Dimensions	Product Code
600W Box	AC100-240V	50-60Hz	>0.92	6kV line-line, 10kV line-earth	Constant Current	458*278*159mm	PXSTAD600DR
1200W Box	AC100-240V	50-60Hz	>0.92	6kV line-line, 10kV line-earth	Constant Current	458*278*159mm	PXSTAD1200DR

- 600W Provides Up to 84000Lm
- Exceptionally Efficient Up to 140Lm/W
- 10° / 30° Beam Angle Options
- Designed Specifically for Sports Facilities

- Cold Forged for Superior Heat Dissipation
- Dimmable and Non-Dimmable Options
- IP66 Ingress Protection Rating
- 50,000 Hour Lifetime (Ta=30°C@L70)

**Product
Accessories***



Debugging Sight.....PXGUN U-Bracket.....PXSTADU
*to be ordered separately



**IP66 Ingress
Protection Rating**

Waterproof Fitting
Ideal for Outdoor Sports Venues



New 100/150/200W Saturn Magic Model



Model	Colour Temp	Lumen (±5%)	Beam Angle	Lifespan	Dimensions	Product Code
100W	5000K	12000lm	120°	>50000h	Ø287*176mm	PXSAT100XL
100W	5000K	13000lm	120°	>50000h	Ø250*180mm	PXSAT100MG NEW
150W	5000K	19500lm	120°	>50000h	Ø280*192mm	PXSAT150MG NEW
200W	5000K	26000lm	120°	>50000h	Ø280*195mm	PXSAT200MG NEW

Saturn XL Accessories



Adjustable Bracket
CODE: PXSATBRA



PC Diffuser with Lid
CODE: PXSATDIFF2



New Saturn Magic Range
Highly Efficient 130lm/W

Smaller, Lighter and More Powerful

- Maintenance-free high bay lighting
- Efficient SMD design
- Manufactured using modern cold forging techniques
- Better thermal cooling performance
- Optimum heat sink design
- Generates airflow around the fixture (avoids dirt and dust accumulating)
- Ideal for tough industrial applications
- Superior temperature management adds to the life of the LEDs
- 5 year warranty

Designed for Superior Cooling & Longer Life



Glass-Free PC Lens for Food Safety

Model	Colour Temp	Lumen (±5%)	Beam Angle	CCT	Lifespan	Dimensions	Product Code
100W	5000K	13000 ±5%	120°	5000K	>50000h	Ø489*200mm	PXPURE100
150W	5000K	19500 ±5%	120°	5000K	>50000h	Ø489*200mm	PXPURE150
200W	5000K	28000 ±5%	120°	5000K	>50000h	Ø489*200mm	PXPURE200

- High Performance Nichia SMD Chip, Meanwell Driver
- 100W 13,000Lm / 150W 19,500Lm / 200W 28,000Lm
- Efficacy up to 130lm/W
- Glass-Free Fitting

- Polycarbonate Lens Ideal for Food Preparation
- Smooth Seamless Body for Easy Cleaning
- Reduced Dust Accumulation
- IP66 Ingress Protection Rating



Smooth Seamless Body for reduced dust accumulation

IP66 Protection Rating

Waterproof Fitting
Ideal for Deep Cleaning



Linear LED Highbay



Emergency & Microwave Kits Available (TO BE ORDERED SEPARATELY)



Model	Colour Temp	Lumen (±5%)	IP Rating	Beam Angle	CRI	Lifespan	Dimensions	Product Code
100W	5000K	13000lm	IP40	90°	80	>50000h	568*108*68mm	PXLHB100
150W	5000K	19500lm	IP40	90°	80	>50000h	843*108*68mm	PXLHB150
200W	5000K	26000lm	IP40	90°	80	>50000h	1118*108*68mm	PXLHB200



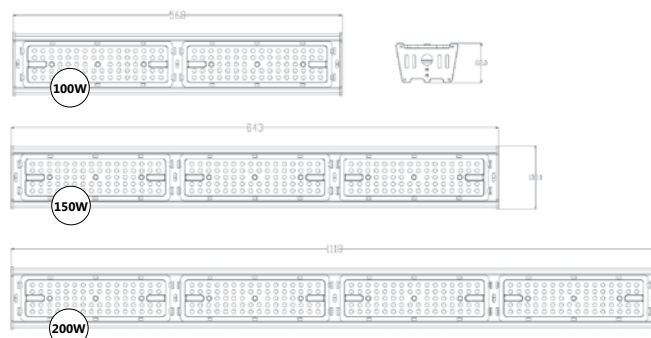
Microwave Kit (to be ordered separately)

Voltage: 220-240V 50/60Hz
HF System: 5.8GHz CW radar
Rated Load: 800W(resistive load)
 400W(capacitive load)
Detection Area: 10-16 Meters
Time setting: 5s-30mins
Lighting Control: .. 2-50Lux
Warranty: 3 Years
Dimensions: 94*61*55mm
Product Code: PXLHBMWKIT



IP65 Emergency Kit (to be ordered separately)

Voltage: 200-240V 50/60Hz
Battery Type: LiFePO4
Wattage/Lm: 10W 1000lm
Emergency Mode: 3-4 Hours
Dimensions: 47*207*33mm
Fitting Warranty: 5 Years
Battery Warranty: 2 Years
Product Code: PXLHBEMKIT



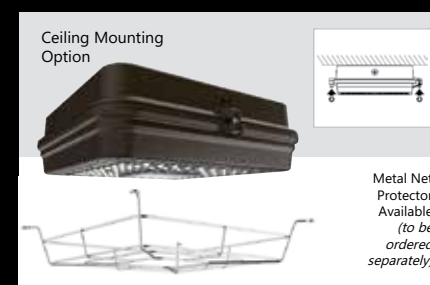
Park LED Bulkhead



Optimal Low Glare Car Park Illumination



Model	Colour Temp	Lumen (±5%)	Power	Beam Angle	CRI	Lifespan	Dimensions	Product Code
40W	5000K	5600lm	40W	147° (R08801)	70	>50000h	282*252*89mm	PXPARK40
60W	5000K	8400lm	60W	147° (R08801)	70	>50000h	282*252*89mm	PXPARK60



Valo LED Street Light

New!

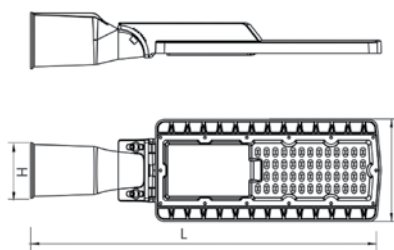
Highly Efficient
140
Lumens
Per Watt

5
YEAR WARRANTY

60mm Pole Size, 76mm Enlarging Spigot Available



Model	Colour Temp	Lumen (±5%)	IP Rating	Beam Angle	CRI	Lifespan	Dimensions	Product Code
30W	4000K	4200lm	IP65	Type II	70	>50000h	425*117*76mm	PXVALO30W
50W	4000K	7000lm	IP65	Type II	70	>50000h	494*155*76mm	PXVALO50W
100W	4000K	14000lm	IP65	Type II	70	>50000h	623*200*76mm	PXVALO100W



Dimensions	30W	50W	100W
L (mm)	425	494	623
W (mm)	117	155	200
H (mm)	76	76	76
Pole Ø (mm)	60	60	60



Features & Applications

- Tiltable 30°
- 4000K colour temperature
- Highly Efficient 140 Lm/W
- Excellent photometric design
- IP65 protection rating
- 60mm pole diameter size
- 76mm spigot available (to be ordered separately)
- 50,000 hour lifetime
- Excellent heat dissipation
- 5 year warranty

Liberty LED Post Top

New!

Highly Efficient
120
Lumens
Per Watt

5
YEAR WARRANTY

Warranty
excludes
paintwork.

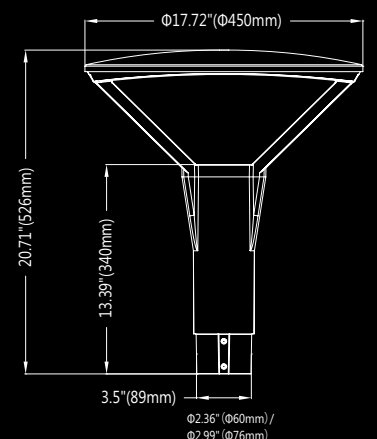



Award Winning Product Design

Model	Colour Temp	Lumen (±5%)	Pole Size	Beam Angle	CRI	Lifespan	Dimensions	Product Code
60W	5000K	7200lm	76mm	Type V (R01201)	70	>50000h	450*450*526mm	PXLIBPT60

- Highly Efficient Up to 120Lm/W
- Contemporary Architectural Design
- Minimizes Light Pollution & Light Loss

- Fits 76mm Standard Diameter Pole
- IP66 Ingress Protection Rating
- 50,000 Hour Lifetime (@77°F / 25°C)



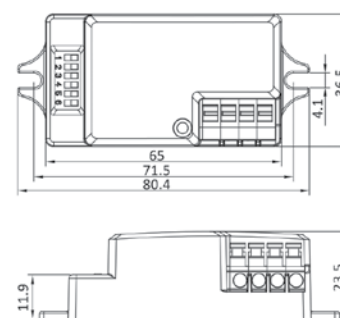
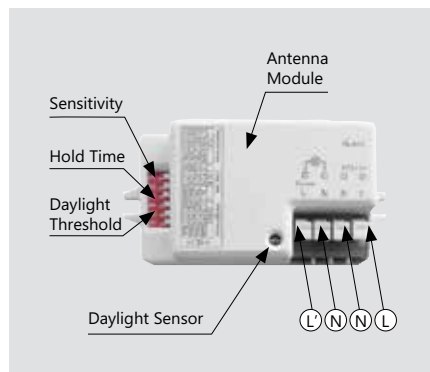


Fully Adjustable Universal Microwave Kit



Voltage:220-240V 50/60Hz
HF System:5.8GHz CW radar
Rated Load:800W (resistive),
.....400W (capacitive)
Detection Area:10-16 Meters
Time Setting:5s-30mins
Lighting Control:2-50Lux
Dimensions:80.4*36.5*23.5mm
Warranty:3 Years

Product Code: PXMWKIT



Adjustable Settings

	1	2	
I	●	●	100%
II	●	○	75%
III	○	●	50%
IV	○	○	10%

1. Sensitivity

Sensitivity can be adjusted by selecting the combination on the DIP switches for different applications.

	3	4	
I	●	●	5s
II	●	○	90s
III	○	●	5min
IV	○	○	15min

2. Hold-Time

Hold-time refers to the time period that the light remains 100% on if no more movement is detected.

	5	6	
I	●	●	Disable
II	●	○	50Lux
III	○	●	10Lux
IV	○	○	2Lux

3. Daylight Sensor

Different daylight threshold can be preset. Light will always turn on upon movement if daylight sensor is disabled.

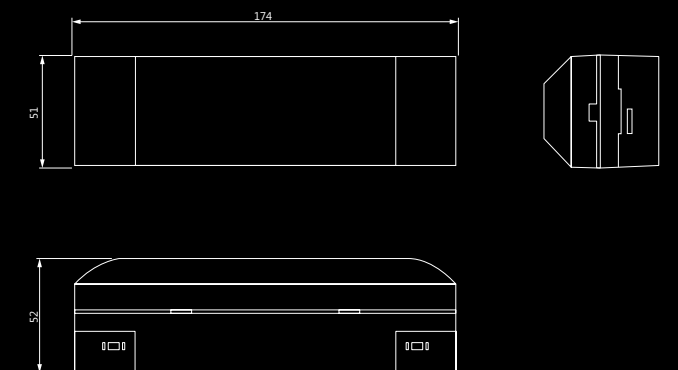
NEW! UNIVERSAL EMERGENCY CONVERTOR KIT



3-4 Hours @3W in Emergency Mode

Suitability	3-60W Fixture
Based at:	18-80V DC
Input	200-240V 50/60Hz 3W
Output Voltage	18-80V
Input Current	0.03A Max
Ta	-10 - +55 Degrees
Tc	70 Degrees
Charging Time	24 Hours
Battery Type	LiFePO4
Emergency Time	3-4 Hours
Type	Switchable Maintained 3W LED
Dimensions	174x51x52mm
IP Rating	IP40
Fitting Warranty	5 Years
Battery Warranty	2 Years
Certification	CE
Product Code	PXEMPACK

Switchable Maintained Emergency Kit



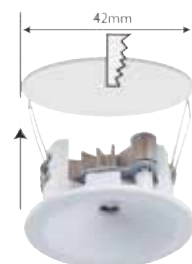
Event Emergency Standalone



3 Hours @2W 150lm with NiCd Battery

CE RoHS IP20

Emergency Function	3 Hours at 2W 150lm
Emergency Type	Non-Maintained
Voltage/Frequency	180-240V 50/60Hz
Input Power	2W
Battery Type	Ni-Cd
Material	Aluminium & Polycarbonate
Dimensions (mm)	50*50*28
Luminous Flux	150lm
Color Rendering Index	>80
CCT	4000K
LEDs	1pc 2W LED
Protection Level	IP20
Housing Colour	White Bezel
Certification	CE
Battery Warranty	2 Years
Fitting Warranty	5 Years
Product Code	PXALONE



Driver & Battery Included

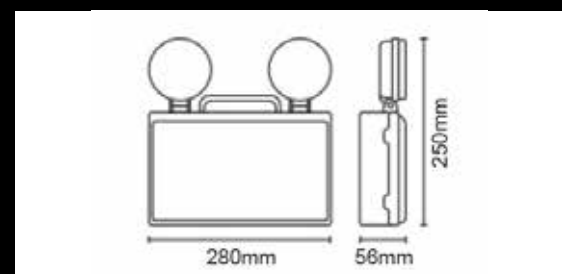
Event Emergency Twinspot



3 Hours @3.5W 400lm with NiCd Battery

CE RoHS IP20

Emergency Function	3 Hours at 3.5W 400lm
Emergency Type	Non-Maintained
Voltage/Frequency	180-240V 50/60Hz
Input Power	3.5W
Battery Type	Ni-Cd
Material	Polycarbonate
Dimensions (mm)	280*250*56
Luminous Flux	400lm
Color Rendering Index	>80
CCT	4000K
LEDs	48pcs SMD
Protection Level	IP20
Housing Colour	White
Certification	CE
Battery Warranty	2 Years
Fitting Warranty	5 Years
Product Code	PXTWIN



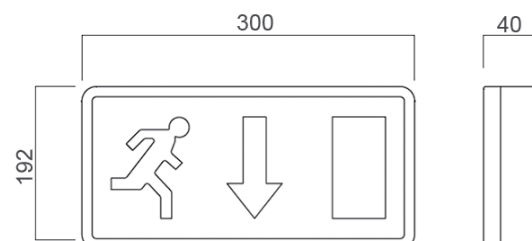
Event Emergency Exit Box



3 Hours @4W 70lm with NiCd Battery

CE RoHS IP20

Emergency Function	3 Hours at 4W 70lm
Emergency Type	Maintained
Voltage/Frequency	180-240V 50/60Hz
Input Power	4W
Battery Type	Ni-Cd
Material	Steel & Polycarbonate Panel
Dimensions (mm)	300*192*40
Luminous Flux	70lm
Color Rendering Index	>80
CCT	4000K
LEDs	18pcs SMD
Protection Level	IP20
Housing Colour	White
Certification	CE
Battery Warranty	2 Years
Fitting Warranty	5 Years
Product Code	PXEXIT



Event Emergency Bulkhead



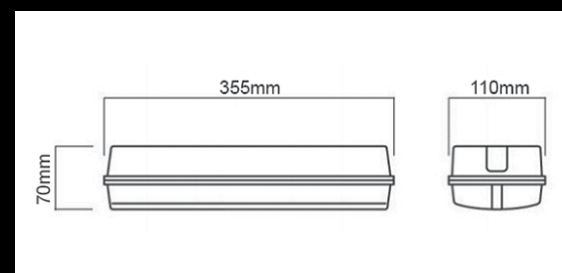
IP65




3 Hours @5W 300lm with NiCd Battery

CE RoHS IP65

Emergency Function	3 Hours at 5W 300lm
Emergency Type	Maintained
Voltage/Frequency	180-240V 50/60Hz
Input Power	5W
Battery Type	Ni-Cd
Material	Polycarbonate
Dimensions (mm)	355*110*70
Luminous Flux	300lm
Color Rendering Index	>80
CCT	4000K
LEDs	16pcs SMD
Protection Level	IP65
Housing Colour	White
Certification	CE
Battery Warranty	2 Years
Fitting Warranty	5 Years
Product Code	PXBHM





Highly
Efficient
120
Lumens
Per Watt

2
YEAR BATTERY WARRANTY

5
YEAR WARRANTY



Emergency Versions Available



Model	Watts	Lumens	Colour Temp	IP Rating	LEDs	Dimensions	Product Code
4ft Single Standard	23W	2850lm	4000K	IP20	56pcs	1168*62*72 (4FT)	PXLINE423
4ft Single Emergency	23W	2850lm	4000K	IP20	56pcs	1168*62*72 (4FT)	PXLINE423E
4ft Twin Standard	36W	4470lm	4000K	IP20	76pcs	1168*62*72 (4FT)	PXLINE440
4ft Twin Emergency	36W	4470lm	4000K	IP20	76pcs	1168*62*72 (4FT)	PXLINE440E
5ft Single Standard	38W	4720lm	4000K	IP20	76pcs	1458*62*72 (5FT)	PXLINE538
5ft Single Emergency	38W	4720lm	4000K	IP20	76pcs	1458*62*72 (5FT)	PXLINE538E
5ft Twin Standard	65W	7560lm	4000K	IP20	140pcs	1458*62*72 (5FT)	PXLINE560
5ft Twin Emergency	65W	7560lm	4000K	IP20	140pcs	1458*62*72 (5FT)	PXLINE560E
6ft Single Standard	48W	5950lm	4000K	IP20	100pcs	1728*62*72 (6FT)	PXLINE648
6ft Single Emergency	48W	5950lm	4000K	IP20	100pcs	1728*62*72 (6FT)	PXLINE648E
6ft Twin Standard	70W	8700lm	4000K	IP20	150pcs	1728*62*72 (6FT)	PXLINE665
6ft Twin Emergency	70W	8700lm	4000K	IP20	150pcs	1728*62*72 (6FT)	PXLINE665E

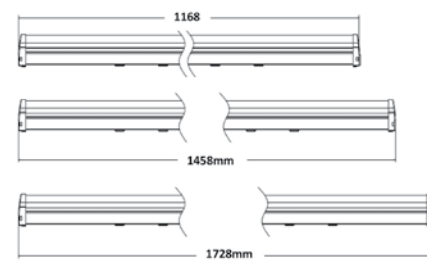

**Gear Tray
Retaining
Strap**

for easy
maintenance



**Push Fit
Terminal
Block**

for fast
installation



2
YEAR BATTERY WARRANTY

5
YEAR WARRANTY

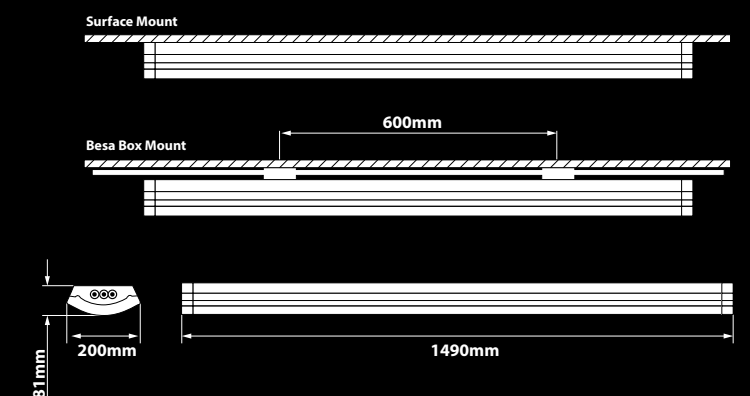


Emergency Versions Available

Model	Colour Temp	Lumen (±5%)	Lifespan	Dimensions	No. of LEDs	Product Code
5' Twin 58W	4000K	5800lm	>50000h	L1490*W200*H81mm	320pcs SMD	PXCAMP58W
5' Twin 58W EM	4000K	5800lm	>50000h	L1490*W200*H81mm	320pcs SMD	PXCAMP58WEM

Emergency Specifications:

• 3h @ 3W Power in Emergency Mode




Sabre II LED Battens



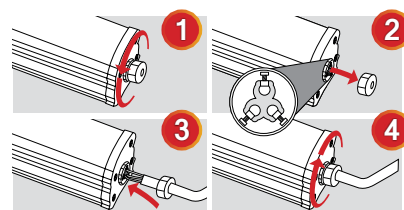
2Ft/4Ft/5Ft IP65 Waterproof Batten Range



Model	Watts	Lumens	Colour Temp	IP Rating	Lifetime	Dimensions	Product Code
2ft 18W	18W	1900lm	4000K	IP65	36000h	656*64*76 (2FT)	PXSAB20
4ft 33W	33W	3300lm	4000K	IP65	50000h	1235*60*52 (4FT)	PXSAB240
5ft 51W	51W	5100lm	4000K	IP65	50000h	1515*62*72 (5FT)	PXSAB252




Model	Size	L(mm)	W(mm)	H(mm)
18W	2Ft	656	64	76
33W	4Ft	1235	60	52
51W	5Ft	1515	60	52



Easy Installation



Two Tone Extruded Shell



Double Row LEDs



Stainless Steel Mounting Clips

Vapour IP65 LED Battens



IP65 Waterproof Single/Twin LED Batten

Model	Colour Temp	Lumen (±5%)	Lifespan	Dimensions	No. of LEDs	Product Code
4' Twin 38W	4000K	4370lm	>50000h	L1240*W118*H73mm	96pcs SMD	PXVAP438
5' Single 30W	4000K	3450lm	>50000h	L1540*W88*H73mm	72pcs SMD	PXVAP530
5' Twin 60W	4000K	6900lm	>50000h	L1540*W118*H73mm	128pcs SMD	PXVAP560
5' Twin 60W EM	4000K	6900lm	>50000h	L1540*W118*H73mm	128pcs SMD	PXVAP560EM
6' Twin 65W	4000K	7475lm	>50000h	L1840*W118*H73mm	144pcs SMD	PXVAP665



Emergency Specifications:

- 3h @ 3W 270LM power in emergency mode
- LiFePO4 lithium battery pack
- 2 year battery pack warranty
- 5 year fitting warranty



Vapour is ideal for damp environments such as underground car parks.

Arrow LED Striplights



Linkable Up To 10 Fittings



Model	Colour Temp	Lumen (±5%)	Lifespan	Dimensions	IP Rating	Product Code
3W	3000K/4000K	260lm	>20000h	L220*W23*H37mm	IP20	PXAR3WCCT
5W	3000K/4000K	430lm	>20000h	L300*W23*H37mm	IP20	PXAR5WCCT
8W	3000K/4000K	660lm	>20000h	L500*W23*H37mm	IP20	PXAR8WCCT
14W	3000K/4000K	1160lm	>20000h	L856*W23*H37mm	IP20	PXAR14WCCT

Connection Cables Available

(to be ordered separately)

25mm Code: PXARCON25 | 50mm Code: PXARCON50

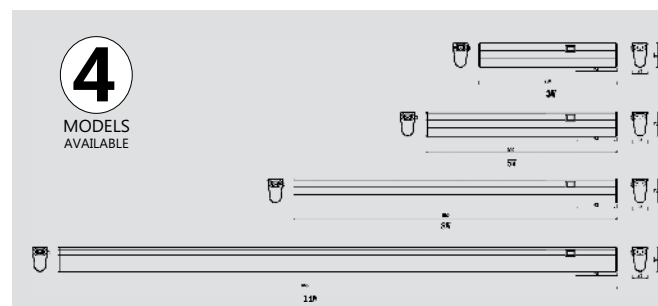
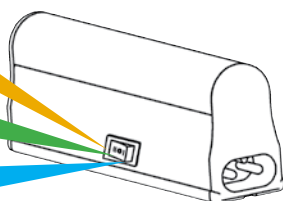
U shape and F shape fixing clips included



3000K Warm White

Off Switch

4000K Cool White



Stella LED Panels



Equivalent to 3x24W HO T5

Model	Watts	Colour Temp	Lumen (±5%)	Beam Angle	Lifespan	Dimensions	Product Code
35W Stella	35W	4000K	3850lm	90°	50000h	595*595*28mm	PX665Y4KX

Stella LED Panel

Features Include:

- LED panel light back lit with louver reflectors design.
- Lumen output: 3850Lm @4000K CRI 80.
- Ideal replacement for traditional 3x24W HO T5 and 3x18W T8 fluorescent louver luminaires, and side lit LED panel light.
- Installation: Recessed.
- Luminous efficacy: 110 lm/w.
- IP40 Protection Rating.
- UGR<19.

Stella ensures optimum light distribution and full glare control in compliance with the latest office lighting (UGR<19).



The contemporary minimalist design of the Stella makes it ideal for a broad range of public and private buildings.



600x600 26W Dimmable Drivers Now Available

CE RoHS IP20 5 Year Warranty

CE RoHS IP40 30000 3 Year Warranty UGR <19

New 100lm/W UGR<19 LED Panel

Includes
Flicker Free
Driver

5 Year
Warranty

ELSA 600x600

(Surface kit available)

5 Year Warranty Version

Wattage 26W
Colour Temp 4000k
Lumen Output 3000lm
5Y 4000K 600x600
ELSA B CODE PX665Y4KBY

600x600 UGR<19

(Surface kit available)

5 Year UGR<19 Version

Wattage 32W
Colour Temp 4000k
Lumen Output 3000lm
UGR<19 CODE PX665UGRY

5 Year
Warranty

ELSA 1200x300

(Surface kit available)

5 Year Warranty Version

Wattage 36W
Colour Temp 4000k
Lumen Output 3500lm
5Y 4000K 1200x300
ELSA CODE PX1235Y4KUGR

UGR
<19

Elsa Wire Suspension Kits
CODE PXWIREY

Dimmable Drivers*

Triac Driver Code: PXTRDRY
DALI Driver Code: PXDADRY

*Suitable for 600x600 26W ONLY

(to be ordered separately)

5 Year
Warranty

ELSA 1200x600

(Surface kit available)

5 Year Warranty Version

Wattage 72W
Colour Temp 4000k
Lumen Output 4800lm
5Y 1200x600 ELSA
CODE PX1265Y4KY

ELSA SURFACE KITS

ELSA 600 x 600 LED Panel Surface
Kit Frame **CODE PXSURFKIT600Y**
ELSA 1200 x 300 LED Panel Surface
Kit Frame **CODE PXSURFKIT1200Y**
ELSA 1200 x 600 LED Panel Surface
Kit Frame **CODE PXSURFKIT126Y**


Eco 600x600 LED Panel

Accessories (to be ordered separately)

Recessed Clip.....**PXECOCLIP**
Suspension Kit.....**PXECOWIRE**
Driver.....**PXECODRIVE**

Features Include:

- 4000K Cool White Colour Temperature.
- Optic Lens for Uniform Light Effect.
- Lumen output: 3600Lm.
- Installation: Recessed/Suspended/Surface.
- Luminous efficacy: 100lm/w.
- External Driver.
- IP40 Protection Rating.
- UGR<19 Anti Glare.




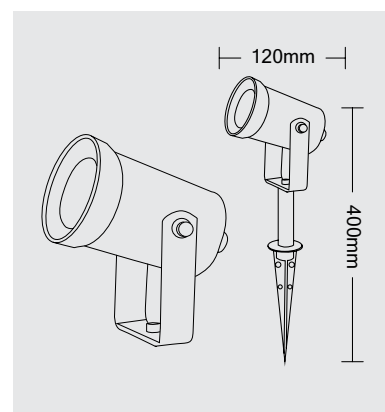
Holly LED Spike



Model	Colour Temp	Lumen (±5%)	Lifespan	Dimensions	IP Rating	Product Code
3W	3000K	250lm	20000	400*120mm	IP65	PXHOL3

The Prelux Holly 3W COB LED spotlight is an ideal decorative lighting fixture for outdoor areas such as gardens, pathways and parklands. The warm white 3000K colour temperature

creates a cosy atmosphere and provides a focal point in outdoor spaces at night. With an IP65 protection rating the fitting can be either fixed or buried.



Holly can be either fixed to a surface or buried.

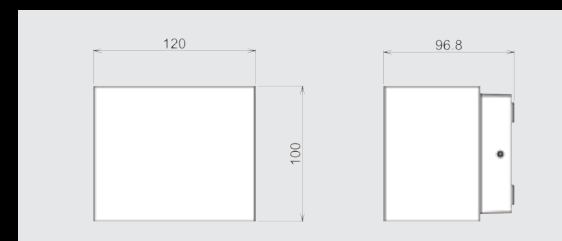



Beam Adjustable Wall Light



Dozens of Lighting Effects in a Single Fitting

Model	Watts	Colour Temp	Lumen (±5%)	Beam Angle	Lifespan	Dimensions	Product Code
Beam Up/Down	10W	3000K	750lm	Up to 110° for Single Side	50000h	120*96.8*100mm	PXBEAM



Up/Down Adjustable Wall Light

Simply adjust the flexible aluminium plates to change beam angles and create your desired lighting effect.



Features Include:

- Up/down lights are independently adjustable.
- Beam angles range from narrow up to 110° wide.
- Capable of producing dozens of different lighting effects in a single fitting.
- IP65 waterproof protection rating for outdoor conditions.
- Contemporary minimalist design, aluminium housing.



Product Description	Detection Angle	Detection Range	Time Setting	Rated Load	Ambient Light	IP Rating	Product Code
PIR Sensor 04	300°	2-16m (<24)	10Sec - 7min	1200W Incandescent 300W Energy Saving	<10Lux~2000Lux (Adjustable)	IP44	PXPR04
PIR Sensor 02 Black	180°	2-12m (<24)	10Sec - 7min	1200W Incandescent 300W Energy Saving	<10Lux~2000Lux (Adjustable)	IP44	PXPR02B
PIR Sensor 06 Black	180°	12m (<24)	10Sec - 7min	1200W Incandescent 300W Energy Saving	<10Lux~2000Lux (Adjustable)	IP44	PXPR06B
PIR Sensor 02 White	180°	2-12m (<24)	10Sec - 7min	1200W Incandescent 300W Energy Saving	<10Lux~2000Lux (Adjustable)	IP44	PXPR02W
PIR Sensor 06 White	180°	12m (<24)	10Sec - 7min	1200W Incandescent 300W Energy Saving	<10Lux~2000Lux (Adjustable)	IP44	PXPR06W
PIR Surface	360°	16m (<24)	10Sec - 7min	1200W Incandescent 300W Energy Saving	<10Lux~2000Lux (Adjustable)	IP20	PXPRS
PIR Recessed 40mm	360°	6m (<24)	10Sec - 7min	500W Incandescent 100W Energy Saving	<10Lux~2000Lux (Adjustable)	IP20	PXPR40
PIR Recessed 76mm	360°	2-20m (<24)	10Sec - 7min	2000W Incandescent 1000W Energy Saving	<10Lux~2000Lux (Adjustable)	IP20	PXPR76
Photocell Kit	-	-	-	-	<10Lux On >30Lux Off	IP44	PXPCKIT
Photocell Head	-	-	-	-	<10Lux On >30Lux Off	IP44	PXPCHEAD



Meanwell Drivers Available (to be ordered separately)



RGB Controller for LED Strip



LED Strips, Controllers & Connectors

	Model	Colour	IP	CRI	LEDs/m	W/m	Lm/m	Lm/W	Beam Angle	Adhesive	Product Code
NEW	IP20 2.7K	2700K	IP20	90	70	14.4	1150	80	120°	3M Backing	PXSTRIP28
	IP20 2.7K	2700K	IP20	90	140	9.6	816	85	120°	3M Backing	PXSTRIP21
	IP20 4K	4000K	IP20	90	140	9.6	922	96	120°	3M Backing	PXSTRIP21C
NEW	IP67 2.7K	2700K	IP67	90	70	14.4	1008	70	120°	3M Backing	PXSTRIP28IP
	IP67 2.7K	2700K	IP67	90	140	9.6	806	84	120°	3M Backing	PXSTRIP21IP
	IP67 4K	4000K	IP67	90	140	9.6	912	95	120°	3M Backing	PXSTRIP21IPC
NEW	IP20 RGB	RGB	IP20	-	60	14.4	360	25	120°	3M Backing	PXSTRIPRGB
NEW	IP67 RGB	RGB	IP67	-	60	14.4	360	25	120°	3M Backing	PXSTRIPRGBIP

	Accessories	PCB Width	Strips Colour	Strips IP Rate	Description	Product Code
	RGB Controller	-	-	-	RGB Controller for 24V for PXSTRIP	PXRGBCON
	Amplifier	-	-	-	Amplifier 24V for PXSTRIP	PXAMP
NEW	8mm Connector	8mm	Single Colour	IP20	PCB and Wire, with 20# Wire, L=15cm	PXCON1
	10mm Connector	10mm	Single Colour	IP20	PCB and Wire, with 20# Wire, L=15cm	PXCON2
	8mm Live End	8mm	Single Colour	IP20	22# Wire, L=15cm	PXCON3
	10mm Live End	10mm	Single Colour	IP20	22# Wire, L=15cm	PXCON4

IP67 Tridonic Drivers (to be ordered separately)

35W IP67 Driver Code: TR35W	60W IP67 Driver Code: TR60W	100W IP67 Driver Code: TR100W
--------------------------------	--------------------------------	----------------------------------

- Extremely Flexible
- Trimmable every 50mm
- Available in IP67 or IP20
- 3m Self Adhesive Backing
- Driver Included per 5/m Strip
- Mercury Free

Terms & Conditions

1. RETURNS

Goods where properly supplied may not be returned except by prior written authority. All goods must be in a re-saleable condition and in their original packaging which must be completely intact. A re-stocking charge of 25% may apply on all returned items.

2. CARRIAGE

We ship all orders in excess of €300/£250 nett carriage-free. All orders under €300/£250 shall incur carriage charges of €15/£15 per carton. Orders required urgently which are requested by special delivery will have the carriage charged at cost.

3. LOSS OR DAMAGE IN TRANSIT

In order to validate a claim for any loss or damage to goods during transit the company must be advised in writing within 5 days from date of dispatch.

4. OWNERSHIP OF GOODS

All goods shall remain the property of the company until such time as payment in full has been received. In the event of default of payment the company reserves the right to repossess the goods without notice or other formality.

5. FAULTY GOODS

Any goods supplied by the company which are deemed to be faulty shall be replaced free of charge, however the company shall not accept liability for any secondary charges or expenses.

6. PROOF OF DELIVERY

All our couriers hold records of proof of delivery for six months. Therefore we cannot accommodate requests for proof of delivery later than six months from issue date of invoice.

Wholesaler Online Ordering Portal

New & Improved Online Ordering for Wholesalers

PLACE YOUR WHOLESALE ORDER ANY TIME FROM YOUR DESKTOP, TABLET OR SMARTPHONE



Register today at
order.ecilighting.ie or
order.ecilighting.co.uk
and receive

2% Discount

on every order placed
online, today and always.

**Download
all Prelux LED
data sheets
straight to your
desktop,
tablet or
smartphone**



www.ecilighting.ie | www.preluxled.co.uk

JANUARY
2020



Dublin

34/35 North Park,
North Road, Finglas,
Dublin 11
T: (01) 860 1860
E: info@ecilighting.ie

Cork

Unit 613,
Harbour Point Business Pk,
Little Island, Co. Cork
T: (021) 488 3434
E: cork@ecilighting.ie

Belfast

3 Duncrue Industrial Park,
Duncrue Road
Belfast BT3 9BP
T: (028) 9075 6436
E: belfast@ecilighting.co.uk

UK Sales

T: 0161 601 7002
E: uksales@ecilighting.co.uk

T: 00353 1 860 1860 | E: info@ecilighting.ie | W: www.ecilighting.ie | W: www.preluxled.co.uk

