

2024

BEGA



Das gute Licht.

Illuminate what is important New Products 2024

The full BEGA product range encompasses around 4000 products: outdoor luminaires, indoor luminaires and urban furniture. We have put together a quick overview of some of this year's new additions. We are also continuously updating the entire range to keep our technological edge. We want to offer you a broad and sustainable portfolio of products that will make your projects shine.

All products can also be found on our website. Please take note of the relevant product web codes for quick access to additional information.

ARY





Our new **outdoor**
lighting solutions





Simply **good**

Our basic downlights are the ideal solution for straightforward outdoor lighting. Thanks to their streamlined design and easy installation, they deliver everything you need for efficient lighting: both as surface-mounted and as recessed luminaires.

Large recessed luminaires


Ø 175 · 220 mm

Large surface-mounted luminaires

Ø 150 · 195 mm

Luminaire luminous flux

990–3250 lm

 P0758 · P0981





The perfect **shape**

These circular or rounded ceiling and wall luminaires are the ideal solution for areas where the focus is on high product quality, large quantities and price sensitivity. The cast aluminium luminaire housing, combined with an impact-resistant white synthetic cover made of BEGA NeoGlass® complies with the strictest requirements.


Size

Ø 210 · 280 mm

□ 200 · 280 mm

Luminaire luminous flux

800–1600 lm

 P0546 · P0957



DarkSky

Made for night

Experience advanced Dark Sky technology with our high-quality recessed wall luminaires, which emit less than 1% of their light into the night sky. Apart from high quality and versatile installation options, including flush or surface-mounting, these luminaires offer asymmetrical light distribution.

The luminaire is also available as bollard.

Length

170 · 260 · 320 · 330 · 420 · 520 mm

Luminaire luminous flux

290–1650 lm

 www.P0999







Your **pathway** to attractive lighting

These garden and pathway luminaires are characterised by their distinctive lighting design. The light point is integrated as a cut-out or recess in the bollard tube of the luminaire. The inner surface of the luminaire created by the cut-out is optionally available in the same colour as the bollard tube or in bronze. This emphasises both the appearance and the effect of the directed light.



Size

H 700 mm

Ø 100 mm

Luminaire luminous flux

350–365 lm



 P0646



 P0455



Light for your **patio**

Within the highly adaptable BEGA UniLink® system, these luminaires effortlessly manage a wide variety of lighting applications in patio areas or on paved surfaces.

The luminaire head is equipped with a translucent synthetic cover and can be infinitely adjusted in height and tilted by 30° in two directions. This allows the directed light with wide beam light distribution to illuminate each surface as required. The patio luminaire can be switched on and off or dimmed using a pushbutton on the luminaire head.

Size

H 1600 mm

Ø 220 mm

Luminaire luminous flux

1335 lm

 P0408





BEGA UniLink® Play

Garden lighting made easy

The BEGA UniLink® system is being expanded to include small-format luminaires that feature a streamlined unobtrusive design to allow your customised garden accent lighting to really shine.

Garden floodlights accentuate shrubs, perennials and small trees, while minimalist path lights provide shielded illumination in your garden. The combination of a safe operating voltage with 48 volts and watertight plug connectors enables even more flexibility in garden design with long cable lengths.

BEGA UniLink® Play also offers maximum flexibility when it comes to control: Integration in the BEGA Smart System gives you the full range of control options. It makes no difference whether you want to operate the system using the app or remote control, or if you want a fully automated solution together with other luminaires and sensors.

bega.com/unilink



Coloured light in **miniature size**

BEGA UniLink® Play garden floodlights with earth spike individually illuminate bushes, shrubs and small trees in private gardens. Combined with customisable adjustability, the flat beam light distribution or wide beam light distribution and RGBW floodlights give you a variety of options for garden lighting. The removable shields can be adjusted by 140° and provide even more targeted lighting for enhanced eye comfort.

Size

Ø 50 · 70 mm

Luminaire luminous flux

200–1290 lm

 [www.P0775](#)







Subtle **illumination duo**

BEGA UniLink® Play garden floodlights are used for portable illumination in private gardens. Shrubs, bushes and small trees can be lit individually, as can steps or path sections.

Combined with customisable adjustability, wide beam light distribution gives you a variety of options for garden lighting. One or two BEGA UniLink® Play garden floodlights can be positioned on a vertical tube with earth spike at any height.

The removable 140° adjustable shields provide space for additional lighting alternatives.

Size

H 405 mm

Ø 50 · 70 mm

Luminaire luminous flux

200–2580 lm

 P0748





Minimalist pathway lighting

The BEGA UniLink® Play garden and pathway luminaires are available in two versions and are used for marking walking areas in private gardens.

The light point of the cylindrical bollard is integrated as a bronze-coloured cut-out in the bollard tube. The rectangular garden and pathway luminaires in monochrome colour fulfil the same lighting requirements.

They are also portable and can be used in different locations, allowing you to customise your garden design to your individual requirements or for different seasons.

As a minimalistic design element, they add safety along pathways in private gardens.



Size

H 300 mm

Ø 70 · □ 55 mm

Luminaire luminous flux

150 · 175 lm

 [www](#) P0513 · P0841





DarkSky

Light from a **low height**

These surface-mounted on-ground luminaires not only boast an impressively flat and elegant design, but also offer protection against vandalism.

They owe their stability and robustness to a well thought-out design and selection of materials.

This means they can be used in public areas without any problems.

The high corrosion resistance of the BEGA Tricoat treatment increases the durability of the luminaire.

They are also DALI controllable and fulfil dark sky requirements.

Size

H 190 mm

Ø 350 mm


Luminaire luminous flux

800 lm

 [www.P0882](#)









Wall washers for the illumination of **vertical surfaces**

These on-ground luminaires are used for the homogeneous illumination of vertical surfaces – they are able to illuminate façades from the base to the eaves.

The upper light emission can be adjusted precisely to the height of the façade without emitting unused light into the night sky.

The lower limit of the light distribution is linear, without the usual “light cones” of in-ground floodlights.



Size

265 × 255 mm

Luminaire luminous flux

1260 – 2640 lm

 P0811






Directed light from the ground

The innovative optical system extends our range of in-ground luminaires to include a targeted solution for custom lighting requirements. The floodlights feature a matrix of 25 individually controllable LEDs that are arranged in a 5×5 grid. This enables precise adjustment of light distributions and scenarios: whether symmetrical, asymmetrical, narrow beam or wide beam. These options can also be played dynamically in a sequence.






Size

Ø 245 mm

Luminaire luminous flux

1380 lm

 P0379 · P0373



Highlights under water

Dive into the world of innovative lighting for swimming pools. Our latest luminaire delivers impressively high processing quality with cast aluminium-bronze and electropolished stainless steel, optionally available in a saltwater-resistant version. It is suitable for all types of swimming pools and also available in an RGBW version.

Size

Ø 250 mm

Luminaire luminous flux

5720–9000 lm



 P0430







Light in a **new style**

Our latest performance floodlight is a lighting solution with a modern design and innovative technology. Thanks to a deep-set optical system, it features reduced stray light along with ideal glare control. This floodlight offers a broad range of light distributions.

It is available with a mounting box, G $\frac{1}{2}$ " threaded connection, connection adapter or earth spike for highly versatile and flexible installation options.

Size

Ø 95–250 mm

Luminaire luminous flux

530–8990 lm

 P0733





Embracing **curves**

Our floral poles – in an arch or S shape – offer the ideal foundation for installing up to four floodlights and enable truly special lighting design with their curved lines. Not only are these poles impressive as individual pieces, they can also make an eye-catching highlight when combined in groups.

Height

6000 mm

Max. number of floodlights

4

 P0943







DarkSky

Historical design, **modern technology**

The Montpellier pole-top luminaires combine classical elegance with contemporary requirements for environmentally friendly lighting. The characteristic design of these luminaires fulfils strict Dark Sky standards to protect the night sky.

With an open design and high protection class, these pole-top luminaires not only set aesthetic accents but also ensure reliable function even under challenging weather conditions.

Size

Ø 325 mm

Luminaire luminous flux

3400–3500 lm

 P0614





Spherical form for **environmentally friendly lighting**

In a harmonious symbiosis of tradition and environmental responsibility, we are presenting a modern take on the classic spherical form. Our focus is on responsible outdoor lighting that emits less than 1% luminous flux into the upper half-space.

The light is distributed softly by a top reflector, generating an atmospheric lighting effect that is both aesthetically pleasing and addresses environmental considerations.

Size

Ø 450 mm

Luminaire luminous flux

2750 lm

 P0932



Networked solution for efficient illumination

The **Zhaga Air Connector** offers seamless integration of luminaires into BEGA Connect. Each luminaire with a Zhaga interface can be controlled independently via narrowband IoT and managed efficiently in the BEGA Connect Cloud. This intelligent solution enables flexible control and adaptation of lighting to various requirements.

connect.bega.com



Narrowband-IoT



**Zhaga
Air Connector**

[www](#) P0432

Zhaga Book 18



**Zhaga
motion and light sensor**

[www](#) P0473

Optimized for street lighting, the **Zhaga motion and light sensor** supplements this technology by working seamlessly with the Zhaga Air Connector. Together, these two elements enable needs-based and energy-efficient illumination that fulfills diverse requirements on streets.




Meeting places to linger

In semi-public spaces, such as restaurants and leisure centres, furniture serves much more than a purely practical function. It also provides structure and atmosphere to the space. Our outdoor furniture is highly functional, stylish and exceptionally robust. The high-pressure laminate (HPL) surfaces are extremely durable and easy to clean. Furniture in round and oval shapes are new to the range.

urban.bega.com





Our new lighting solutions
for the **interior**



Economical and efficient

This model series of economical wall luminaires sets new standards. The translucent synthetic cover enables a high lighting performance of more than 130 lumens per watt for particularly cost-effective interior lighting. A perfect option for the economical planning of lighting systems in areas that remain lit for long periods of time.

Size

Ø 210 · 250 · 350 mm


Luminaire luminous flux

1000 · 1650 · 3000 lm

 P0880







Clear edges

In a simple cube shape, these shielded wall luminaires feature impressively elegant lines and clear edges. Thanks to their modern and timeless design, they fit seamlessly into a variety of different environments, setting stylish accents and creating a sophisticated atmosphere with their shielded light.

Size


□ 90 · 120 mm

Luminaire luminous flux

900 · 2000 lm

 P0838









Delicate **rings**

Luminaires always act as design elements as well, here in the form of ring luminaires – either as a discreet light source or as a wall sculpture when unlit. In an asymmetrical double arrangement or symmetrical triple arrangement, these delicate luminaire rings rise up from a wall-mounted cylinder. Depending on the choice of colour, the inlays in the rings and cylinder create a marked contrast with the wall.

Height

2 rings 670 mm

3 rings: 515 mm

Luminaire luminous flux

3295 · 3420 lm

 P0846 · P0780





Single, double, triple or quadruple **adjustment**

The recessed downlights in the STUDIO LINE range are characterised by their adjustability, allowing them to be aligned separately. Each luminaire can be individually adjusted according to personal needs and requirements to create a customised lighting solution. The different colour combinations allow them to be matched to the respective interior.

Size

Ø 95 · 95×190 · 95×285 · 190×190 mm

Luminaire luminous flux

350–1480 lm

 P0950







Soft light, high contrast

These ceiling luminaires feature a flattened spherical form. The metal cone on the inside of the white luminaire body creates a striking contrast. This fascinating combination gives an aesthetic touch while also creating a pleasant atmosphere in the room with soft light.

Size

Ø 200 · 250 · 350 mm

Luminaire luminous flux

790–3050 lm

 P0888





 P0930

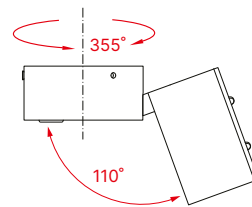


 P0698

Folding lighting Design

Whether open or closed, the striking cylindrical shape sets aesthetic accents and allows for strategic illumination based on the specific lighting task. With their versatile functionality and design, these luminaires provide tailored lighting for a range of applications.

The version with zoom optics offers extra flexibility for conveniently setting custom half beam angles.



Size

Ø 90 · 120 mm

Luminaire luminous flux

400–1490 lm





Timeless **cylinder shape**

High light output, striking cylinder shape, simple elegance: this luminaire combines powerful illumination with timeless design. Its classic design blends seamlessly with any style and makes it an ideal choice for various environments. Both light emissions are individually DALI controllable.

Size

Ø 140 · 170 · 220 mm

Luminaire luminous flux

4405–8585 lm

 P0451



The smart light control of the future: **BEGA Smart** for the house and garden



Holistic control of luminaires, groups and scenarios using classic control devices, sensors, automations or voice assistants



The complete solution for all systems using wibutler together with devices from other manufacturers



Easy configuration via app: always up to date, flexible and adjustable at any time



Convenient, safe and energy efficient for use indoors and outdoors



Wireless communication: ideal for new buildings and existing properties



bega.com/smart

wibutler



bega.com/wibutler

NEW: **Smart luminaires**

The luminaires with integrated wireless interface can be **directly integrated into BEGA Smart and wibutler**. Luminaires in the holistic system are controlled manually or automatically via app.

The desired brightness and colour temperature can also be preset for conventional switch control.







Imprint

Editors: BEGA, Menden
Printed by: MEO Media, Belm
Lithography: RGI, Dortmund

This brochure was produced in a CO₂-neutral way.
Printed on 100% uncoated paper.

Concept, design and photography are the joint work
of our company's designers.

BEGA Gantenbrink-Leuchten KG
P.O. Box 3160 · 58689 Menden
Hennenbusch 1 · 58708 Menden
Germany
Telephone + 49 2373 966-0
www.bega.com · exporte@bega.com

We reserve the right to make changes in design and technology.
Colours may vary in printing.

© BEGA · 02/2024

We would like to thank you for the images provided:
Claus en Kaan Architecten, Amsterdam | Luuk Kramer, Amsterdam
Studio Casa, Münster

BEGA